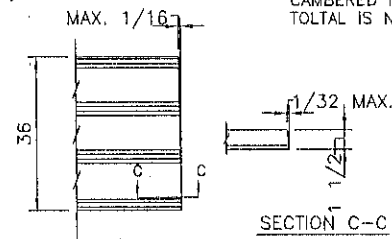
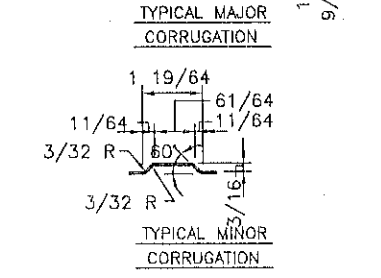
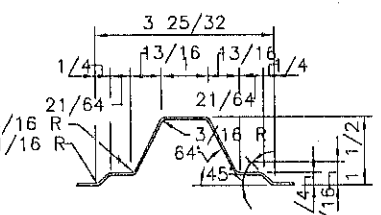
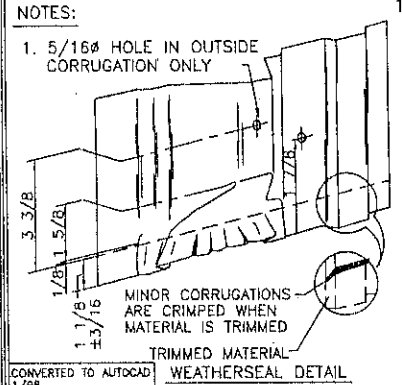


MATERIAL	MATERIAL WIDTH	
	UNPAINTED	PAINTED
.032 ALUMINUM	43 1/2	43 1/2
28 GAGE GALVANIZED	43 1/2	43 1/2
28 GAGE GALVANIZED	43 1/2	43 1/2



ALLOWABLE COMBINATION OF CAMBER AND BOW (PER L' OF PANEL LENGTH)

CAMBER IN L' OF PANEL LENGTH								BOW IN L' OF PANEL LENGTH							
32	28	24	20	16	12	8	8	8	12	16	20	24	28	32	
1/4	7/32	3/16	5/32	1/8	3/32	1/16	0	0	0	0	0	0	0	0	
3/16	11/64	9/64	1/8	3/32	5/64	3/64	1/32	3/64	1/16	3/32	1/8	5/32	3/16	7/32	
1/8	7/64	3/32	5/64	1/16	3/64	1/32	1/16	3/32	9/64	3/16	15/64	9/32	21/64	3/8	
1/8	7/64	3/32	5/64	1/16	3/64	1/32	1/8	3/16	1/4	5/16	3/8	7/16	1/2		
1/16	1/16	3/64	3/64	1/32	1/32	1/64	5/32	15/64	5/16	25/64	15/32	35/64	5/8		
0	0	0	0	0	0	0	3/16	9/32	3/8	15/32	9/16	21/32	3/4		

- NOTES:
- ANGLE TOLERANCES ± 2° FROM ANGLES SHOWN. HORIZONTAL PLANES, ± FROM HORIZONTAL. ANGLES TO BE MEASURED FROM A FLAT PLANE, WITH PANEL HELD TO THAT PLANE WITHOUT DISTORTION OF AS FABRICATED WIDTH AND WITH OUTSIDE CORRUGATIONS FREE.
 - CROSS SECTION TOLERANCES SHOWN TO BE HELD THROUGHOUT LENGTH OF PANEL EXCEPT WHERE PANEL IS DISTORTED BY SHEARING, PUNCHING, BENDING, OR WEATHERSEALING OPERATIONS.
 - MAXIMUM ALLOWABLE LATERAL OR VERTICAL DISTORTION BY THE SHEARING OPERATIONS IS ± 1/32 FROM "AS ROLLED SHAPE"
 - DIMENSIONS SHOWN ARE FOR PANEL HELD IN FLAT PLANE, WITHOUT DISTORTION OF AS FABRICATED WIDTH AND WITH OUTSIDE CORRUGATIONS FREE.
 - ON THE OUTSIDE OF EACH ROOF PANEL WITHIN 12" OF THE LOWER END INK STAMP, INDENT OR EMBOSS IN A SINGLE OR TWO LINE GROUP OF LETTERS 1/4" TO 1/2" HIGH THE FOLLOWING IDENTIFICATION: BUTLER MFG CO. STEEL *B,R, OR G, OR BUTLER MFG CO. ALUMINUM *B,R, OR G. (* USE ONE LETTER ONLY FOR PLANT IDENTIFICATION: B-BIRMINGHAM R-RICHMOND G-GALESBURG)

NO.	REVISION	DRAWN KB. NO.	CHECKED ENGRG.	NO.	REVISION	DRAWN KB. NO.	CHECKED ENGRG.	ITEM NO.	NO. REQ'D.	PART NUMBER	NAME AND SIZE	MAT'L. OR SPEC.	
1	REVISED & REDRAWN REMOVED END PATTERN VARIATIONS	HB	HWH					BUTLERIB CROSS SECTION & FORMING TOLERANCES					
								DRAWN BY	CHECKED BY	PRODUCT ENGRG. APPR.	KB NUMBER	NEXT ASSM. DWG. NO.	PART GROUP NO.
								H. BEGLEY	H.W. HAGELIN	H.W. HAGELIN		FINISH PART	B - 1
								PART WT.		BUTLER MANUFACTURING COMPANY		SCALE	DATE
												NONE	09/16/66
								ORDER NUMBER		GENERAL OFFICES - KANSAS CITY, MISSOURI		B	001681 01